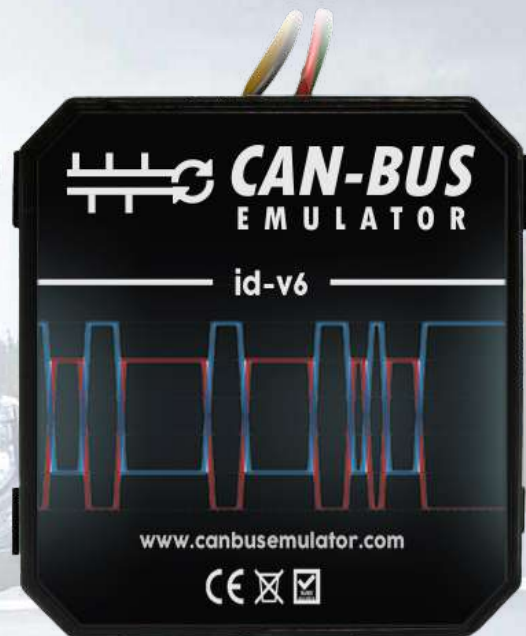





USER MANUAL

EICHER EMULATOR INSTALLATION

EURO 6



 www.canbusemulator.com

 +90 530 937 46 36

 [erenakarsubasi](https://t.me/erenakarsubasi)

EICHER EMULATOR INSTALLATION

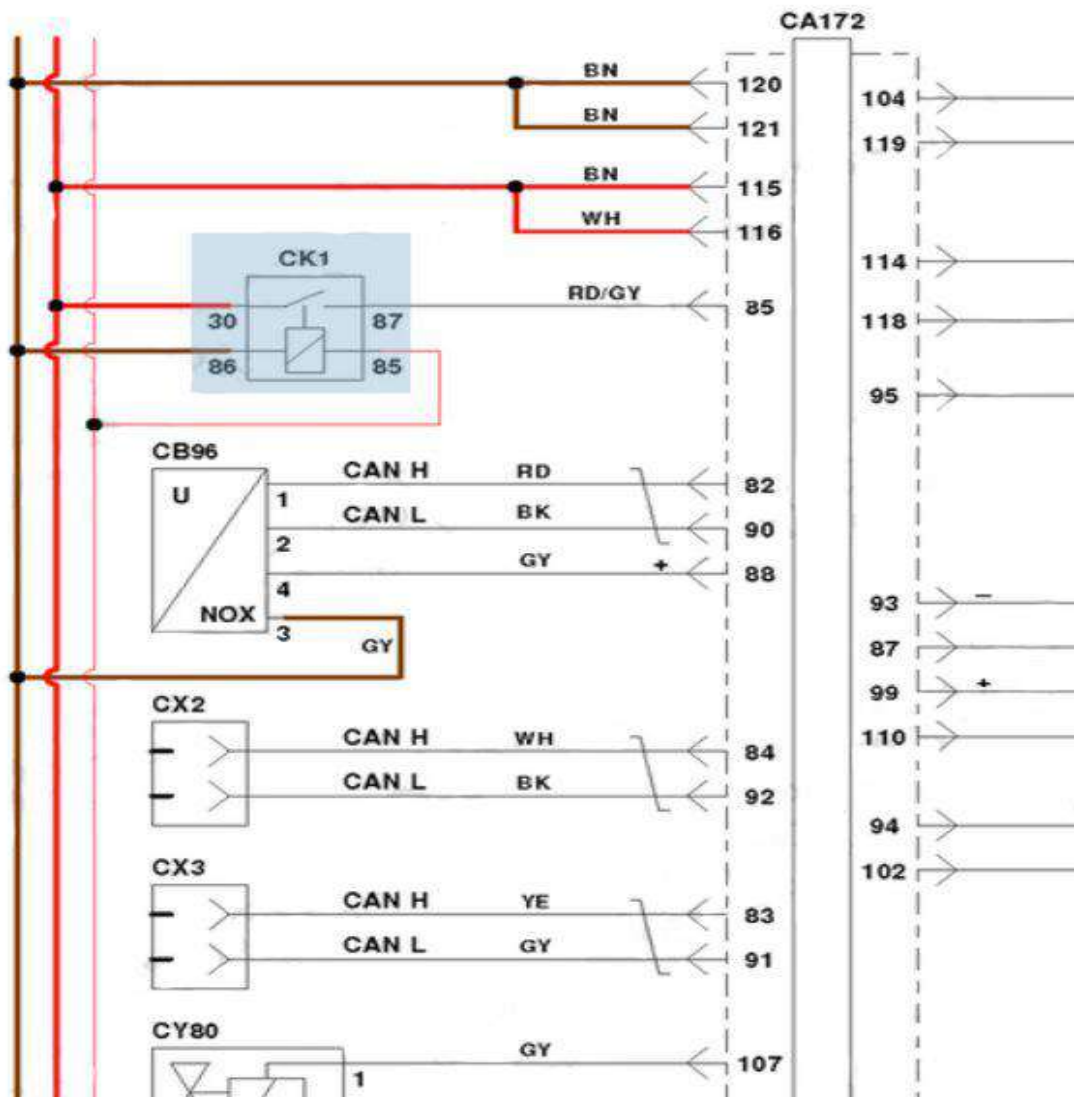
Connection socket "CA172" EXHAUST EMISSION MODULE

EMÜLATÖR	ACM
RED CABLE	pin 85 (ignition line)
BLACK CABLE	pin 120 (GND, CHASSIS)
YELLOW CABLE	pin 82 (CANH 0)
GREEN CABLE	pin 90 (CANL 0)
BROWN CABLE	pin 92 (CANL 1)
WHITE CABLE	pin 84 (CANH 1)

*CA172 socket will be removed or this socket pin 85 will be cut and connected to the emulator part



EICHER EMULATOR INSTALLATION



EICHER EMULATOR INSTALLATION

