



KULLANIM KILAVUZU

SDLG WEICHAI ADBLUE EMULATOR INSTALLATION




 www.canbusemulator.com

 +90 530 937 46 36

 [erenakarsubasi](https://t.me/erenakarsubasi)

SDLG WEICHAI ADBLUE EMULATOR INSTALLATION

There will be very little adblue consumption.
If you want to simulate different parts, please contact us.



OBD socket is shown in the picture below



1	2	3	4	5	6	7	8
9	10	11	12	13	14	15	16

PIN	DESCRIPTION	PIN	DESCRIPTION
4	Şase GND	14	CAN L
5	Sinyal GND	16	Pozitif(+)
6	CAN H		

NOTE: In case the emulator does not work in this connection, the emulator GND cable must be connected to the 5.pin



Simulated components

Adblue level
Adblue quality
Nox sensor

Emulator cable colors

Yellow -----CAN H
Green-----CAN H
Red-----24V
Black -----GND

