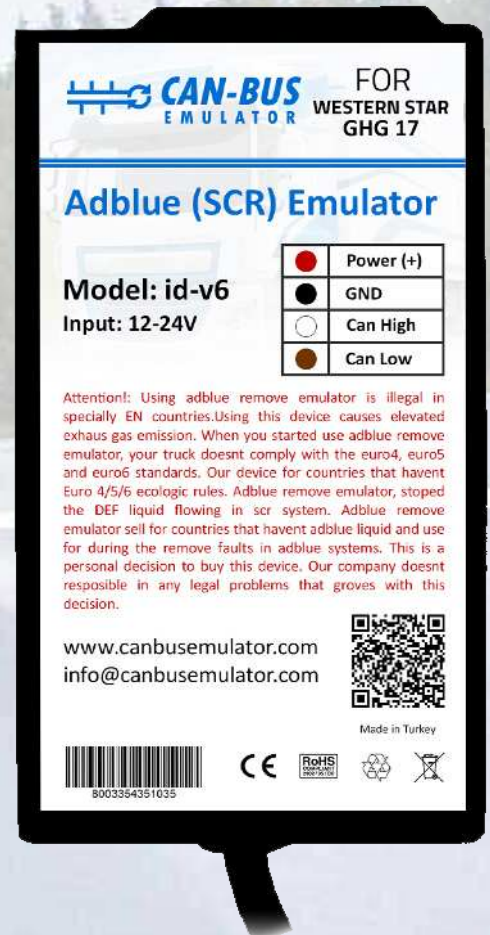


USER MANUAL





WESTERN STAR GHG17 ADBLUE EMULATOR INSTALLATION



CAN-BUS EMULATOR FOR WESTERN STAR GHG 17


Adblue (SCR) Emulator

Model: id-v6
Input: 12-24V


	Power (+)
	GND
	Can High
	Can Low

Attention! Using adblue remove emulator is illegal in specially EN countries.Using this device causes elevated exhaus gas emission. When you started use adblue remove emulator, your truck doesnt comply with the euro4, euro5 and euro6 standards. Our device for countries that havent Euro 4/5/6 ecologic rules. Adblue remove emulator, stoped the DEF liquid flowing in scr system. Adblue remove emulator sell for countries that havent adblue liquid and use for during the remove faults in adblue systems. This is a personal decision to buy this device. Our company doesnt resposable in any legal problems that groves with this decision.


www.canbusemulator.com
info@canbusemulator.com




Made in Turkey



8003354351035

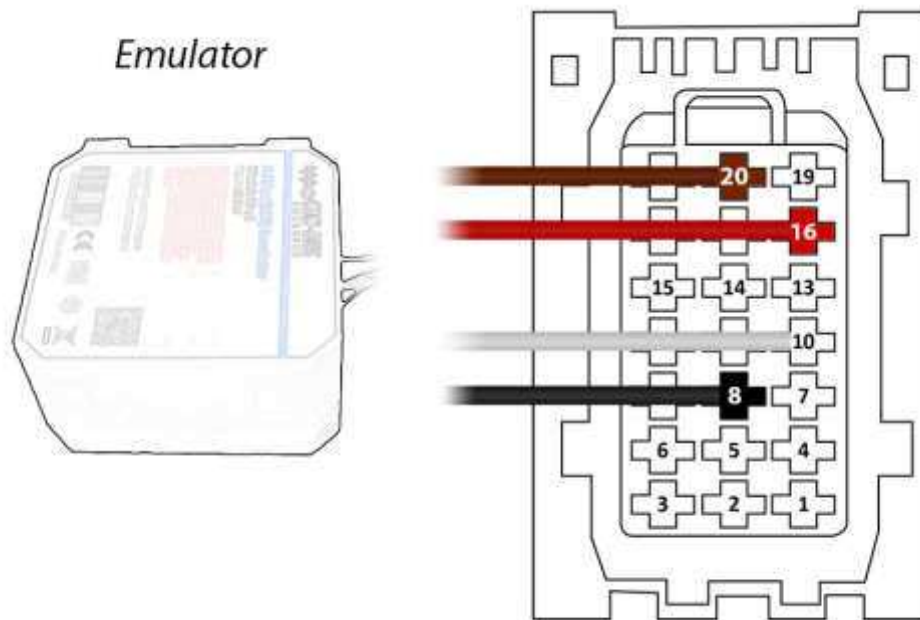


 www.canbusemulator.com

 +90 530 937 46 36

 [erenakarsubasi](https://t.me/erenakarsubasi)

WESTERN STAR GHG17 ADBLUE EMULATOR ASSEMBLY



- Brown (Emulator side) > Pin20 on the socket side
- Red (Emulator side) > Pin16 on the socket side
- White (Emulator side) > Pin10 on the socket side
- Black (Emulator side) > Pin8 on the socket side

After the operation, the socket must be left unplugged or the socket can be plugged in by disconnecting Pin16 and connecting the Red cable to the vehicle side of the simulator.

After the installation of the Adblue canceling emulator, you must remove the DPF.