



USER MANUAL

Tadano Truck (ACM2) ADBLUE EMULATOR INSTALLATION

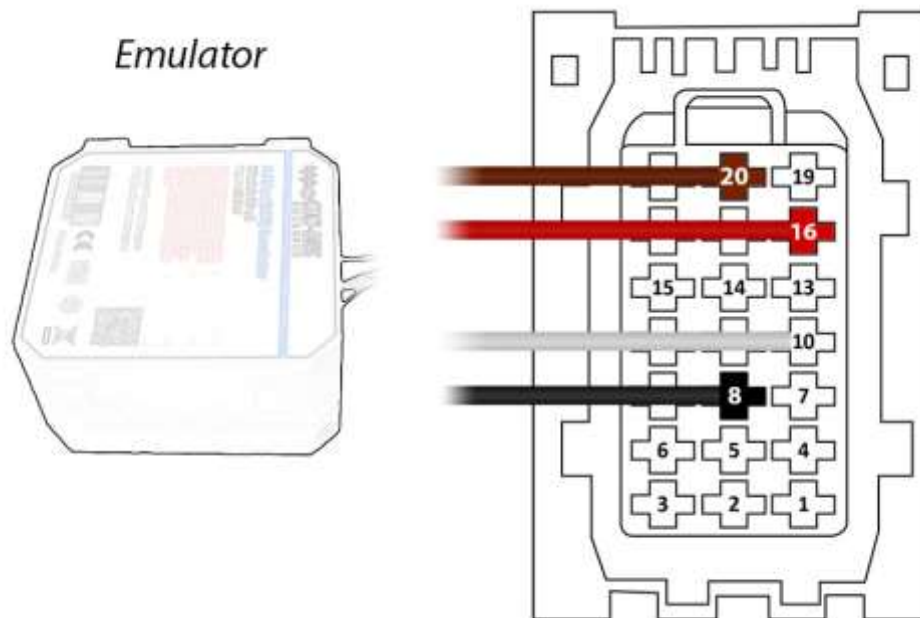


 www.canbusemulator.com/en

 +90 530 937 46 36

 [erenakarsubasi](https://t.me/erenakarsubasi)

Tadano Truck (ACM2) ADBLUE EMULATOR INSTALLATION



Brown (Emulator side) > Socket side, Pin20

Red (Emulator side) > Socket side, Pin16

White (Emulator side) > Socket side, Pin10

Black (Emulator side) > Socket side, Pin8

Finally, the socket should be left unplugged or the relevant SCR fuse should be pulled.

After installing the Adblue removal emulator, you have to remove the DPF.