




USER MANUAL

HIDROMEK ADBLUE EMULATOR INSTALLATION

EURO 6

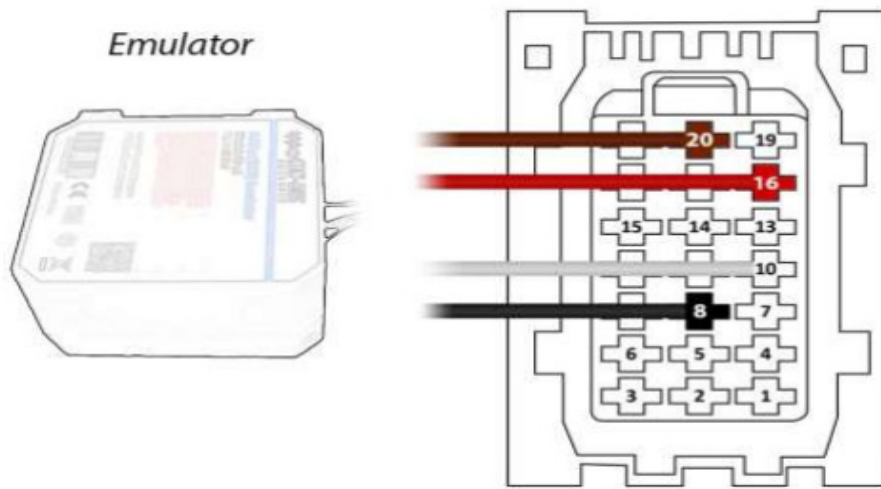


 www.canbusemulator.com

 +90 530 937 46 36


 [erenakarsubasi](https://t.me/erenakarsubasi)

HIDROMEK ADBLUE CANCEL EMULATOR INSTALLATION



Brown (emulator side) > Pin20 on the socket side
Red (emulator side) > Pin16 on the socket side
White (emulator side) > Pin10 on the socket side
Black (emulator side) > Pin8 on the socket side

the socket must be left unplugged after the operation or the Pin16 must be cut off Reda socket can be inserted by connecting the cable to the rear side.



HIDROMEK ADBLUE CANCEL EMULATOR INSTALLATION



