




# USER MANUAL

Toyota Proace City ADBLUE EMULATOR INSTALLATION

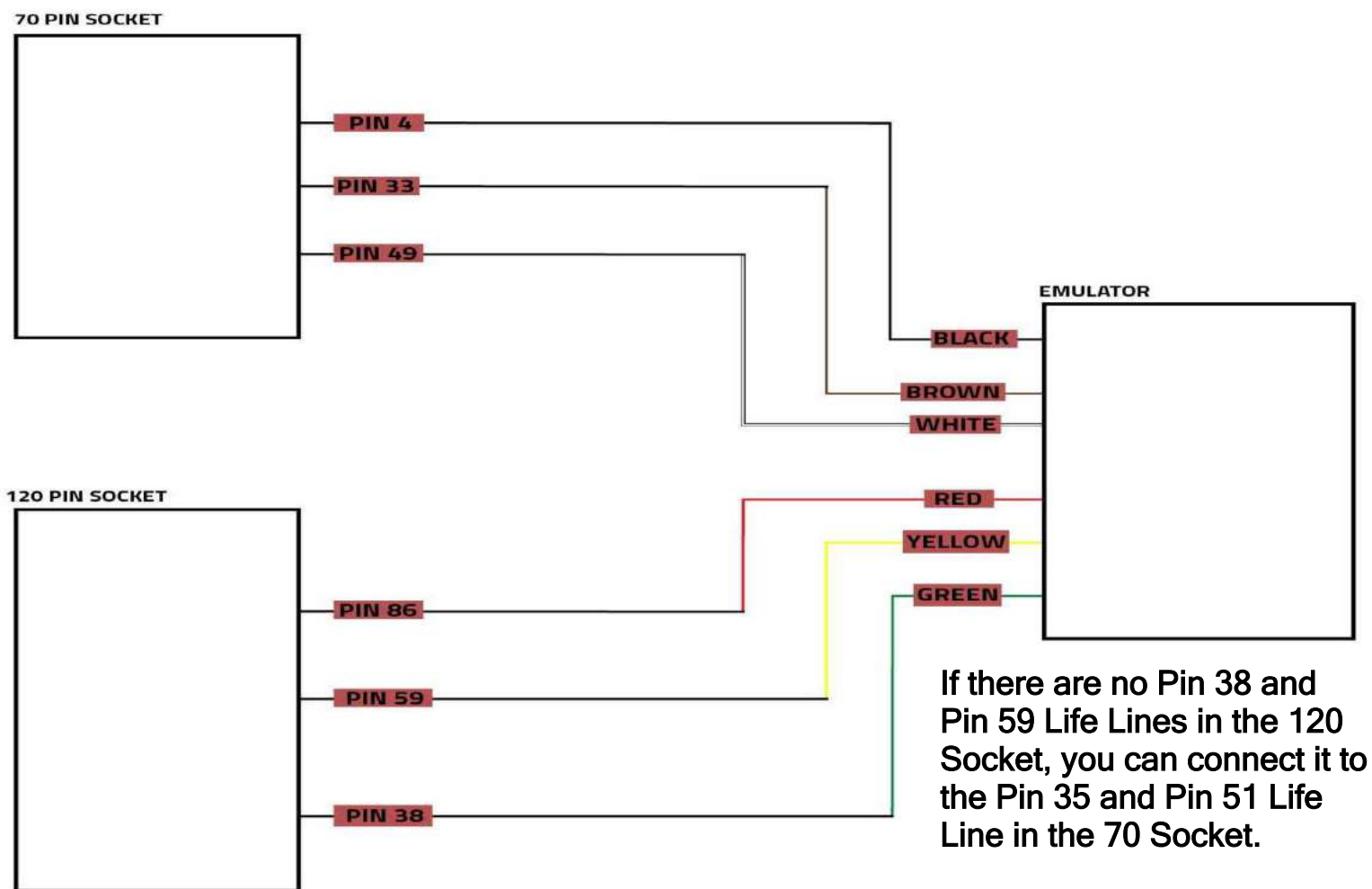


 [www.canbusemulator.com/en](http://www.canbusemulator.com/en)

 +90 530 939 55 10

 erenakarsubasi

# Toyota Proace City MD1CS003 ADBLUE EMULATOR INSTALLATION



If you receive an inlet NOx sensor error code after the emulator connection, you need to reinstall the inlet NOx sensor.

EMULATOR	70 Pin Socket
Black	PIN 4
White	PIN 49
Brown	PIN 33

EMULATOR	120 Pin Socket
GREEN	PIN 38
YELLOW	PIN 59
RED	PIN 86

Sockets to be pulled:  
 Input NOx Socket  
 Output NOx Socket  
 PM sensor  
 Adblue Pump Socket

# 70 PIN SOCKET



# 120 PIN SOCKET





Input NOx Socket



 CAN-BUS  
EMULATOR

[www.canbusemulator.com](http://www.canbusemulator.com)  +90 530 937 46 36

PM SENSOR




 CAN-BUS  
EMULATOR

[www.canbusemulator.com](http://www.canbusemulator.com)  +90 530 937 46 36

Output NOx SENSOR



 CAN-BUS  
EMULATOR

[www.canbusemulator.com](http://www.canbusemulator.com)  +90 530 937 46 36

Adblue pump socket



 CAN-BUS  
EMULATOR

[www.canbusemulator.com](http://www.canbusemulator.com)  +90 530 937 46 36