


# USER MANUAL

OPEL MOVANAO ADBLUE EMULATOR INSTALLATION

**EURO 6**




 [www.canbusemulator.com](http://www.canbusemulator.com)

 +90 530 937 46 36

 [erenakarsubasi](https://t.me/erenakarsubasi)


# OPEL MOVANAO ADBLUE EMULATOR INSTALLATION

1-First, you need to perform DPF Soot Level Reset and Adblue Volume Reset while the vehicle is original. Afterwards, the emulator will be mounted. After the emulator assembly, the sockets must be pulled.




## Cables to be connected:

EMULATOR SIDE	VEHICLE SIDE
Red cable	Contact line
Black cable	Chassis
Yellow cable	Black white cablo
Green cable	Pink white
white cable	Brown
Brown cable	White cable





Pull out the PM sensor and downstream NOx sensor.



Pull out the big plug of the Adblue pump.





Adblue pump