




# USER MANUAL

## ADBLUE EMULATOR FOR DAF

**EURO 5**




 [www.canbusemulator.com/en](http://www.canbusemulator.com/en)


 +90 530 939 55 10

# Installation Emulator For DAF Euro 5

## EMULATOR VIN PROGRAMMING STEPS:


Do not remove the fuses after the emulator is installed, turn on the ignition. After waiting one minute, turn off the ignition and remove the fuses.




















the red + the terminal +15 (24V when the ignition is turned on)

the white is CAN H

The brown is CAN L

The black is the ground (-)

