


USER MANUAL

NOx EMULATOR FOR VOLVO

EURO 6



 www.canbusemulator.com/en


 +90 530 937 46 36

 [erenakarsubasi](https://t.me/erenakarsubasi)

Installation Emulator For VOLVO Euro 6


Exhaust cleaning and soot reset should be done while the vehicle is original. otherwise, there may be soot level accumulation after emulator installation.





- | Socket | Emulator |
|----------------------------------|-----------------|
| 1. pin Green -----> | To Green Cable |
| 5. pin Yellow -----> | To Yellow cable |
| 55. pin White (GND) -----> | Black cable (-) |
| 3. pin White / Purple (+) -----> | Red cable (+) |

NOTE: All cables will be connected in parallel. NOx sockets need to be removed (input and output NOx socket).



After the installation is finished, all error codes must be deleted. "DTC ERASER EURO6 VOLVO" will help you to clear errors.